


# Understanding the Needs of Urban Inuit Women

## Ottawa-Gatineau CENSUS METROPOLITAN AREA

### DEMOGRAPHIC DATA



The Inuit population has increased faster than the Aboriginal population in Toronto (305% and 182.7% respectively)

Between 2001-2016 the Inuit population increased by **305%** compared to 21.7% for the non-Aboriginal population

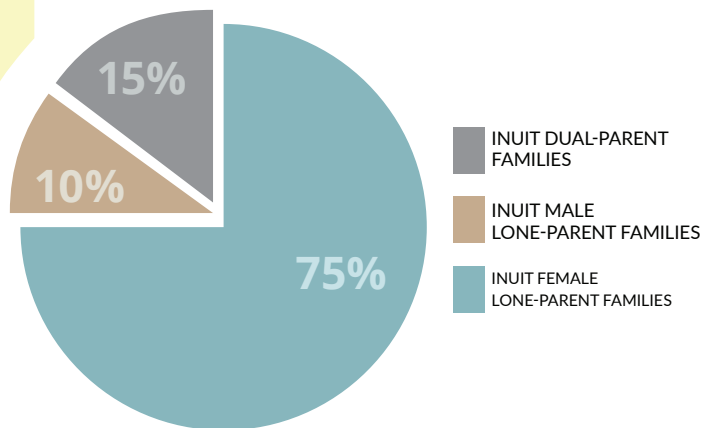


**56.1%**

Inuit women (56.1%) outnumber Inuit men (43.9%)

Average age for Inuit women (27.6) was higher than for Inuit men (24.3)

### FAMILY CHARACTERISTIC:

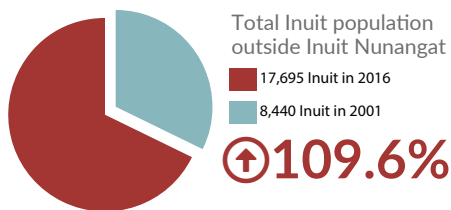


**4.8%**

In 2016 a total of 1,845 Inuit lived in Ottawa, representing 4.8% of the total Aboriginal population in the city.

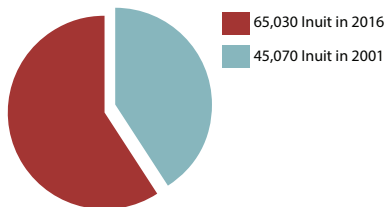
### TOTAL CANADIAN POPULATION

30,007,094 (2001)  
35,151,728 (2016)

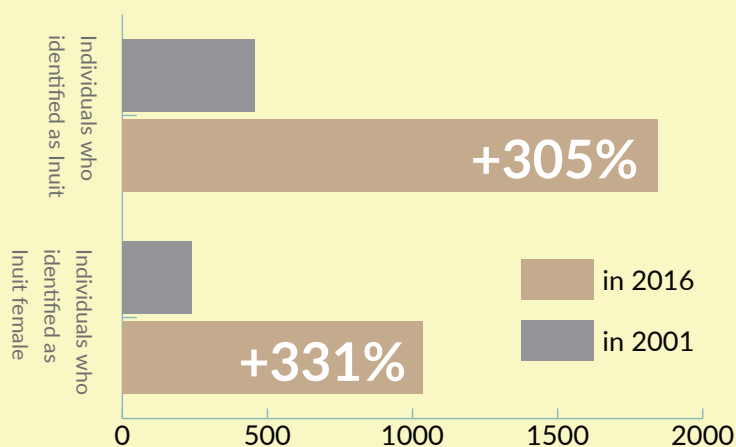


Total Inuit population in Canada

**↑44.2%**



### OTTAWA - CENSUS METROPOLITAN AREA



### ECONOMIC DATA

#### LOW INCOME

33.1% of Inuit lived on low income, and the proportion was higher for women (36.4%) than men (28.2%)

#### INEQUALITY

Median total income for Inuit aged 15 and over was lower than the non-Aboriginal population (\$24,243 and \$41,443 respectively)

#### GENDER GAP

Median total income for Inuit women aged 15 and over (\$22,136) was lower than for men (\$25,629), and the gender gap was wider for employment median income (\$26,257 and \$35,546 respectively)

#### Pauktuutit Inuit Women of Canada

1 Nicholas Street, Suite 520  
Ottawa, ON K1N 7B7  
T: 613-238-3977  
F: 613-238-1787  
Toll Free: 1-800-667-0749  
info@pauktuutit.ca