


Understanding the Needs of Urban Inuit Women

Montréal CENSUS METROPOLITAN AREA

DEMOGRAPHIC DATA



The Inuit population has increased faster than the Aboriginal population in Montréal (397% and 213% respectively)

Between 2001-2016 the Inuit population increased by **397%** compared to 18% for the non-Aboriginal population

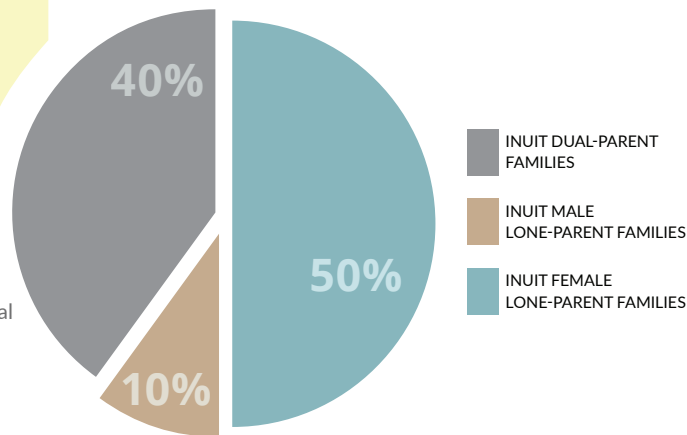


59.7%

Inuit women (59.7%) outnumber Inuit men (40.3%)

Average age for Inuit women (30) was higher than for Inuit men (28.7)

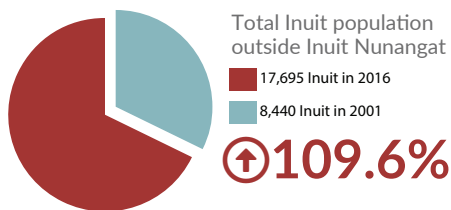
FAMILY CHARACTERISTIC:



In 2016 a total of 2,160 Inuit lived in Montréal, representing 6.2% of the total Aboriginal population in the city.

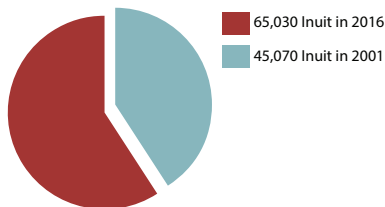
TOTAL CANADIAN POPULATION

30,007,094 (2001)
35,151,728 (2016)

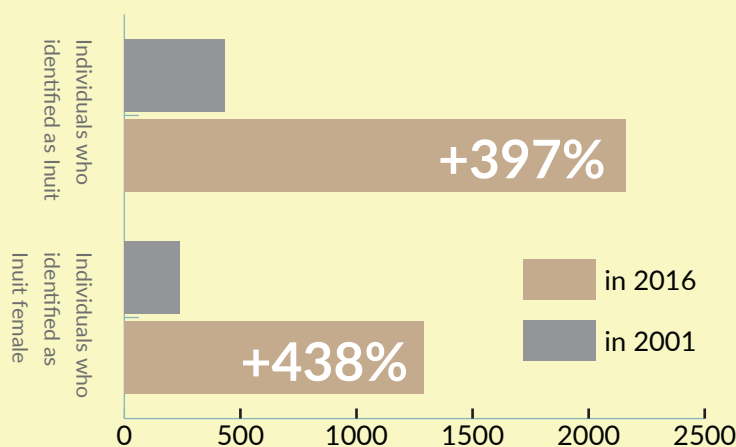


Total Inuit population in Canada

↑44.2%



MONTRÉAL- CENSUS METROPOLITAN AREA



ECONOMIC DATA

LOW INCOME

22.1% of Inuit lived on low income, and the proportion was higher for women (23.6%) than men (19.4%)

INEQUALITY

Median total income for Inuit aged 15 and over was lower than the non-Aboriginal population (\$22,244 and \$33,117 respectively)

GENDER GAP

Median total income for Inuit women aged 15 and over (\$22,150) was similar to men (\$22,508), and the gender gap was slightly wider for employment median income (\$28,167 and \$30,831 respectively)

Pauktuutit Inuit Women of Canada

1 Nicholas Street, Suite 520
Ottawa, ON K1N 7B7
T: 613-238-3977
F: 613-238-1787
Toll Free: 1-800-667-0749
info@pauktuutit.ca