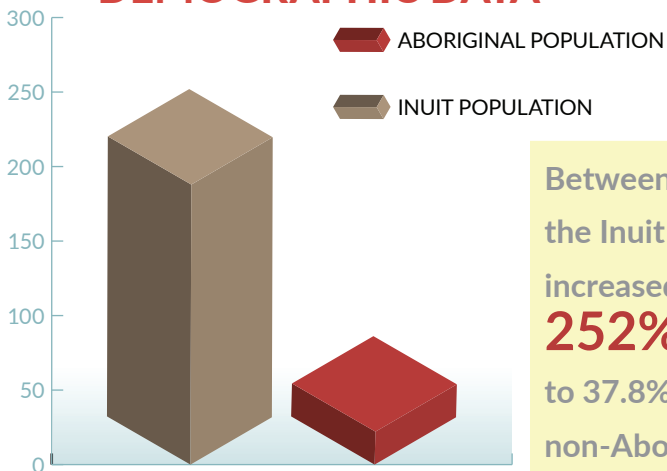


Understanding the Needs of Urban Inuit Women

Edmonton CENSUS METROPOLITAN AREA

DEMOGRAPHIC DATA



The Inuit population has increased faster than the Aboriginal population in Edmonton (252% and 86.2% respectively)

Between 2001-2016 the Inuit population increased by **252%** compared to 37.8% for the non-Aboriginal population

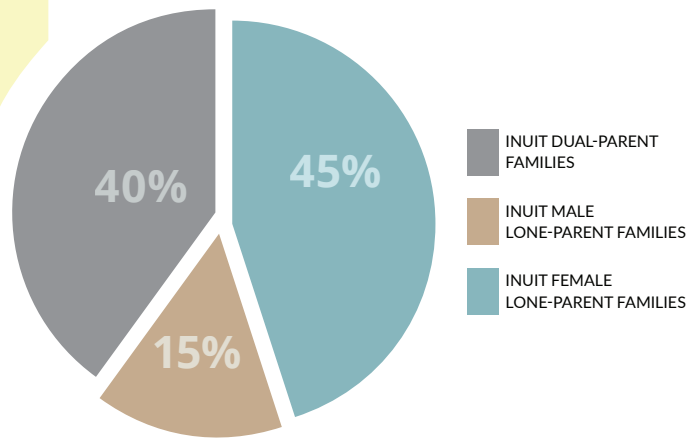


52.2%

Inuit men (52.2%) outnumber Inuit women (47.8%)

Average age for Inuit women (28.2) was lower than for Inuit men (32)

FAMILY CHARACTERISTIC:

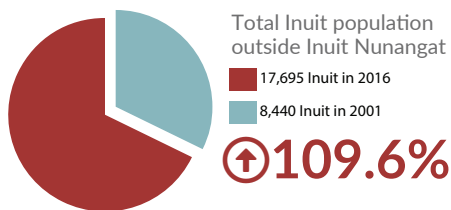


2.1%

In 2016 a total of 1,620 Inuit lived in Edmonton, representing 2.1% of the total Aboriginal population in the city.

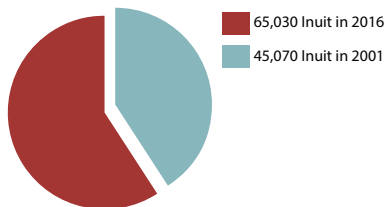
TOTAL CANADIAN POPULATION

30,007,094 (2001)
35,151,728 (2016)

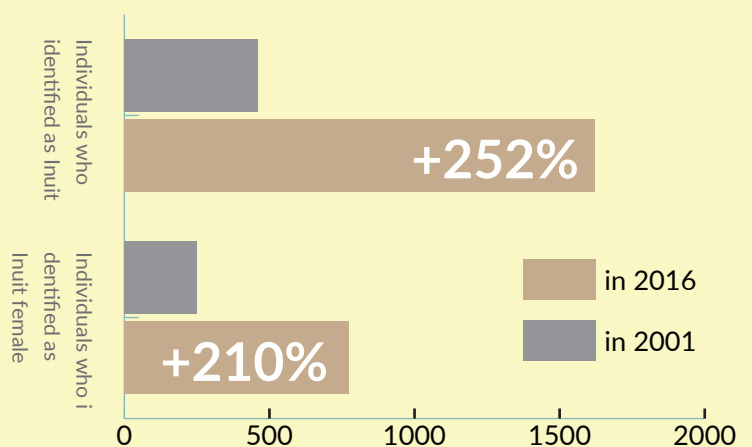


Total Inuit population in Canada

↑44.2%



EDMONTON - CENSUS METROPOLITAN AREA



ECONOMIC DATA

LOW INCOME

14% of Inuit lived on low income, and the proportion was lower for women (12.3%) than men (16.5%)

INEQUALITY

Median total income for Inuit aged 15 and over was lower than the non-Aboriginal population (\$32,453 and \$44,453 respectively)

GENDER GAP

Median total income for Inuit women aged 15 and over (\$20,838) was lower than for men (\$38,142)

Pauktuutit Inuit Women of Canada

1 Nicholas Street, Suite 520
Ottawa, ON K1N 7B7
T: 613-238-3977
F: 613-238-1787
Toll Free: 1-800-667-0749
info@pauktuutit.ca